











|   |   |
|---|---|
|    | <p><b>TX-1650</b> – 16VAC at 50VA 120vac plug in transformer<br/>Class II Power limited UL Listed</p> <p><b>TX-2450</b> – 24VAC at 50VA 120vac plug in transformer<br/>Class II Power limited UL Listed</p>   |
|       | <p><b>TX-1656</b> – 16VAC at 56VA (3.5 Amps) open frame transformer - Input: 120vac 50 60Hz - Size: 3.68”L x 1.81”W x 2.25”H - Mounting holes: 3.12” - Wt: 1.7lbs</p> <p>* Available in: E-66WP, E-89, E-1485, E-1414</p>   |
|       | <p><b>TX-24100</b> – 24VAC at 100VA (4 Amps) open frame transformer – Input: 120vac 50-60Hz - Size: 4.03”L x 2.25”W x 2.56”H, Mounting holes: 3.50” - Wt: 2.75lbs</p> <p><b>TX-16100</b> – 16VAC at 100VA (6.5 Amps) open frame transformer – Input: 120vac 50-60Hz - Size: 4.03”L x 2.25”W x 2.56”H, Mounting holes: 3.50” - Wt: 2.75lbs</p> <p>* Available in: E-66WP, E-89, E-1485, E-1414</p> |
|       | <p><b>TX-24100-4</b> – Multi Winding Isolated 4, 24VAC outputs at 100VA (4.1 Amps) open frame transformer - Outputs terminated with .156” Molex locking housing - Input: 120vac 50-60Hz - Size: 4.03”L x 2.25”W x 2.56”H - Mounting holes: 3.50” - Wt: 2.75lbs</p> <p>* Available in: E-66WP, E-89, E-1485, E-1414</p>  |
|   | <p><b>TX-24175</b> – 24VAC at 175VA (8 Amps) open frame transformer – Input: 120vac 50-60Hz - Size: 3.125”L x 2.875”W x 3.75”H - Mounting holes: 2.5” x 2.5” - Wt: 5.5lbs</p> <p>* Available in: E-66WP, E-89, E-1485, E-1414</p>   |
|    | <p><b>TX-24400</b> – 24VAC or 25VAC at 400VA (17 Amps) open frame transformer – Input: 120vac 50-60Hz. - Size: 4.125”L x 4.805”W x 4.0”H - Mounting holes: 3.625” x 3.505” - Wt: 9.8lbs</p> <p>* Available in: E-1414</p>   |

\* You may order any of the following enclosures with transformer. Mounting is free.

- E-66WP** 6”W x 6”H x 4”D, weather proof, gray steel, NEMA 4 Outdoor Enclosure
- E-89** 7.5”W x 9.1”H x 3.5”D steel powder coated white indoor Enclosure
- E-1485** 13.9”W x 9.1”H x 3.5”D steel powder coated white with blue logo indoor Enclosure
- E-1414** 13.9”W x 13.9”H x 4.75”D steel powder coated white with blue logo indoor Enclosure



Electronic Security Devices  
2200 N MacArthur Drive  
Tracy, CA 95376

03/05 © Technical Literature jdb specifications subject to change  
\\products\transformer\XformTechSales.doc

Manufacturers of High Quality Security Devices

Phone: (209) 229-7140 Fax: (209) 229-7145  
ESD@SecurityPower.com www.SecurityPower.com